

CV™ SERIES

# FROM START-UP TO SCALE-UP



- ▶ UTILITY
- ▶ DRY VAN
- ▶ SERVICE
- ▶ TOW
- ▶ ROLL-BACK
- ▶ AMBULANCE
- ▶ DUMP
- ▶ PLOW

Introducing the International® CV™ Series - the only class 4/5 truck designed, distributed and supported by a manufacturer that specializes in commercial trucks. That means the CV Series includes commercial-grade features like a heavy-duty, gear-driven transfer case, a single, high-strength frame rail, an available air ride rear suspension, a forward-tilting hood with easy-to-reach maintenance points, 700 ft-lb of reliable torque and a long list of details only found on a true commercial truck. And best of all, the CV Series is supported by the largest commercial dealer network in the industry with more dedicated truck bays and diesel technicians than anyone else. Smart, capable and strong, the CV Series is ready to take your business to the next level.







## KEY FEATURES:

- ▶ Industry's largest commercial dealer network with the most dedicated commercial truck bays
- ▶ The forward-tilting hood provides easy access to the engine and routine service points
- ▶ Single high strength steel frame rail (50,000 PSI yield strength) is ready for upfitting
- ▶ Available air ride rear suspension provides a smooth ride and height adjustability
- ▶ Commercial-grade Hydromax Braking System
- ▶ Powered by one of the most trusted and thoroughly-tested engine/transmission combinations in the industry with 350 HP and 700 ft-lb of torque
- ▶ GVWR up to 23,500 lbs
- ▶ International Truck Specialty Centers are available to provide quick, efficient and cost-effective custom engineering solutions
- ▶ A DriverFirst™ interior with automotive-like comfort, featuring premium interior finishes and outstanding ergonomics



REGULAR CAB



CREW CAB

### GVWR

- ▶ 4x2: 16,000 – 23,500 lbs.
- ▶ 4x4: 17,500 – 23,000 lbs.

### Models/BBC/BA

- ▶ CV515: 115" BBC, 34" BA

### Cab Configurations

- ▶ Regular Cab
- ▶ Crew Cab

### Frame

- ▶ High Strength, Low Alloy Steel 50,000 PSI

### Wheelbase Options

- ▶ 141" – 243"

### Axle Configurations

- ▶ 4x2, 4x4

### Front Axle/Suspensions

- ▶ 4x2: (Dana Spicer) 6,000 – 8,000 lbs.
- ▶ 4x4: (Dana Spicer) 7,500 lbs.

### Rear Axle

- ▶ Single Rear Axle
- ▶ Dana Spicer: 10,000 – 15,500 lbs.

### Rear Suspension

- ▶ Spring, Vari-Rate: 11,000 – 15,500 lbs.
- ▶ Air, International Ride Optimized Suspension (IROS): 12,000 – 15,500 lbs (4x2 only).

### Electrical System

- ▶ Batteries
  - (2) Batteries: 1100 – 1300 CCA
  - (3) Batteries: 2250 CCA
- ▶ Alternator
  - Denso: 150 – 220 amps

### Exhaust System

- ▶ Horizontal, Frame Mounted, Right Side Under Cab
- ▶ Tailpipe
  - WB greater than 141": Straight tailpipe, exits right or available left side ahead of rear axle
  - 141" WB: Over rear axle, exits behind rear axle

### Brake System

- ▶ Hydromax with Traction Control and Four Channel ABS

### Steering

- ▶ Bosch: S2 8014 Plus

### Fuel Tanks

- ▶ Single, Rectangular 25 Gallon, Mounted Between Rails Forward of Rear Axle
- ▶ Single, Rectangular 40 Gallon, Mounted between Rails Behind Rear Axle
- ▶ Dual, Rectangular 25 Gallon and 40 Gallon

### Engine

- ▶ International 6.6L: 350 hp @ 2700 RPM, 700 lb. – ft. of torque

### Transmission

- ▶ Allison 6-speed: 1700, 1750, 2700 Series
  - Available Vocational Codes: HS, RDS, EVS, MH

### PTO

- ▶ Available Transmission-mounted, Right Side (requires PTO-equipped transmission)

### Transfer Case (4x4)

- ▶ Meritor: 3203, 2-speed, Gear Drive, 3,000 lb.-ft. Capacity with Electric Shifting Controls, with optional skid plate

### Tires

- ▶ Goodyear
- ▶ Continental

### WARRANTY

- ▶ Base Chassis Warranty: 3/36k
- ▶ Base Engine Warranty: 5/100k
- ▶ Transmission Warranty: 5/Unlimited

Note: The information and conclusions contained herein are believed to be correct at time of publication, but do not necessarily apply to similar vehicles with different specifications or with production dates after the production of this publication. Vehicles with different specifications or later dates of production may yield different results. Vehicle specifications are subject to change without notice. TAD18039 7/2020

# INTERNATIONAL® CV™ SERIES TABLE OF CONTENTS

CLICK BOX TO JUMP TO PAGE

**TOP 10  
REASONS  
TO BUY A CV**

**PAGE 4**

**CV BODY  
OPTIONS**

**PAGES 8-9**

**DESIGN  
FEATURES**

**PAGE 10**

**SAFETY  
FEATURES**

**PAGE 11**

**CAPABILITY**

**PAGES 12-14**

**CAB  
INTERIOR**

**PAGES 15-16**

**SPECS**

**PAGES 17-19**

**NAVISTAR  
FINANCIAL**

COMING SOON TO CANADA

**PAGE 20**



The International® CV™ Series includes commercial-grade features like a heavy-duty, gear-driven transfer case, a single straight, high-strength frame rail, an available air ride rear suspension, a forward-tilting hood with easy-to-reach maintenance points, 700 lb.-ft. of reliable torque and other features only found on a true commercial truck. And best of all, the CV Series is supported by the largest commercial dealer network in the industry with more dedicated truck bays and diesel technicians than anyone else. Smart, capable and strong, the CV Series is ready to take your business to the next level.

**1 A FLEXIBLE FOUNDATION** The CV Series is engineered to meet the needs of applications ranging from contractor dump and bucket lifts to roll-back recovery and emergency vehicles. Design elements like straight frame rails with no top-side rivets and available clean cab-to-axle configuration ensure streamlined upfitting and reduced modification costs regardless of the application.

**2 AIR RIDE SUSPENSION** Whether it's produce, appliances, beverage distribution or other sensitive cargo, the available segment-exclusive air ride suspension will help ensure your shipment arrives in-tact. Air ride suspension also provides the ability to adjust the ride height for optimum loading and unloading.

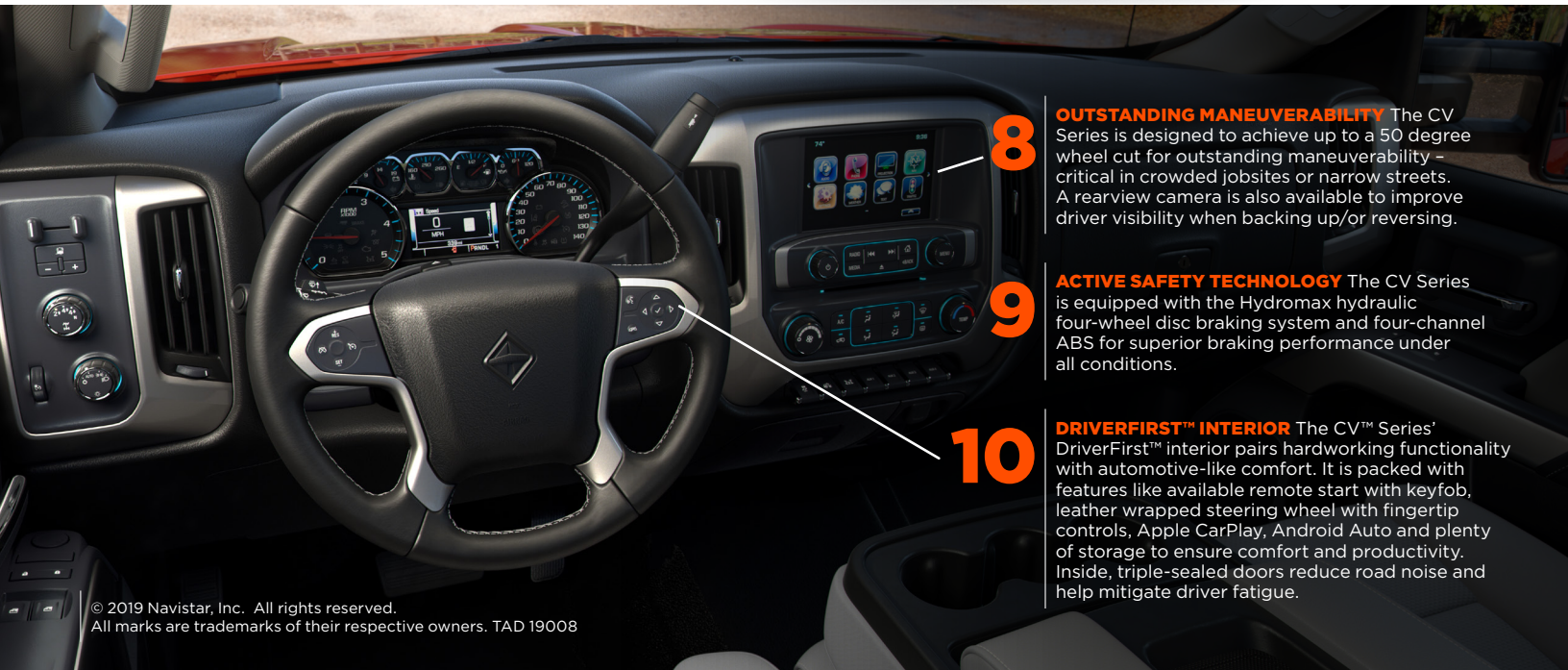
**3 COMPETITIVE WARRANTY** Relentless testing in brutal cold, punishing heat and extreme altitudes ensure the CV Series can perform in the harshest conditions. Backed by a competitive warranty and supported by industry-leading service from the largest commercial truck network in the country.

**4 FORWARD-TILTING HOOD** The CV™ Series' commercial grade forward-tilting 3-piece hood opens wide and provides easy access to the engine and routine service points. An integrated hood safety latch helps prevent the hood from inadvertently closing or being blown closed.

**5 MORE CONFIGURATIONS** With an available front drive axle, regular or crew cab configurations, a Gross Vehicle Weight Rating (GVWR) up to 23,500 lbs., and a Gross Vehicle Combination Weight (GCWR) Rating of up to 37,000 lbs., the CV Series is one of the most capable class 4/5 trucks on the road.

**6 COMMERCIAL GRADE** Whether it's the durability of a segment-exclusive gear-driven transfer case, an available 4-inch bumper extension for robust front-end grille and radiator protection, the self-cleaning slip-resistant steps or the sensible placement of the Diesel Exhaust Fluid (DEF) reservoir to avoid mixing fluids, the CV Series is designed and engineered for tough, commercial needs.

**7 POWERTRAIN** The International® 6.6 liter engine offers 700 lb.-ft. of torque and 350 HP to get the load moving and keep it moving over challenging terrain and steep grades. Allison automatics are available with several vocational codes and with or without PTO provisions to ensure versatility and long-term reliability.



**8 OUTSTANDING MANEUVERABILITY** The CV Series is designed to achieve up to a 50 degree wheel cut for outstanding maneuverability - critical in crowded jobsites or narrow streets. A rearview camera is also available to improve driver visibility when backing up/or reversing.

**9 ACTIVE SAFETY TECHNOLOGY** The CV Series is equipped with the Hydromax hydraulic four-wheel disc braking system and four-channel ABS for superior braking performance under all conditions.

**10 DRIVERFIRST™ INTERIOR** The CV™ Series' DriverFirst™ interior pairs hardworking functionality with automotive-like comfort. It is packed with features like available remote start with keyfob, leather wrapped steering wheel with fingertip controls, Apple CarPlay, Android Auto and plenty of storage to ensure comfort and productivity. Inside, triple-sealed doors reduce road noise and help mitigate driver fatigue.



CV™ SERIES



INTERNATIONAL® CV™ SERIES.







THE INTERNATIONAL<sup>®</sup> CV<sup>™</sup> SERIES  
BUILT TO ELEVATE  
YOUR BUSINESS

6.6L | 350 HP | 700 LB. - FT. TORQUE



COMMERCIAL  
EXPERTISE



COMMERCIAL  
GRADE



FIT TO UPFIT



DRIVERFIRST<sup>™</sup>







## WE UNDERSTAND WHAT IT TAKES TO BUILD A BUSINESS.

We know new equipment is a big investment. We know, if you're going to take that next step, you need a sure thing. A truck that will not let you down. A truck that will take your business to new heights.

That's why we built the CV™ Series. For people like you. Because you've only just begun.



# FROM START-UP TO SCALE-UP



The International® CV™ Series was engineered for those who are ready to take the next step with their business, reach for the next rung, expand their capabilities and take on new challenges. It's the only class 4/5 truck designed, distributed, and supported by a manufacturer that specializes in commercial trucks. This means the largest commercial dealer network with more dedicated truck bays and diesel technicians than anyone else.

It also means that the CV Series can be tailored to your business needs thanks to an upfitter-friendly straight frame and a wide range of wheelbase options.

The CV Series—it's ready when you are.







# BRING MORE TO THE TABLE

## SERVICE BODY

Thanks to a straight frame and an available clean CA, the CV™ Series is ready to be upfitted

## UTILITY BUCKET LIFT

Need a bucket truck? Between our expert dealers, reliable TEMs and the International Truck Specialty Centers, the CV Series is designed to be easily modified—no matter how complicated the application

## DUMP

The CV Series offers a GVWR of up to 23,500 lbs to accommodate extra tools, equipment, and payload requirements of the most robust applications






THE CV™ SERIES IS READY TO ACCEPT NEARLY ANY BODY—FROM A CONTRACTOR'S DUMP TO A FLATBED—USUALLY WITHOUT ANY SPECIAL MODIFICATIONS OR REINFORCEMENTS.

WHEN YOU BUILD COMMERCIAL VEHICLES FOR AS LONG AS WE HAVE, YOU LEARN A THING OR TWO ABOUT WHAT BUSINESSES NEED. THAT'S WHY THE CV™ SERIES HAS STRAIGHT FRAME RAILS AND IS AVAILABLE WITH A CLEAN CAB-TO-AXLE (CA) PACKAGE.



SERVICE



UTILITY



DUMP



AMBULANCE



PLOW



TOW



ROLL-BACK



REFRIGERATOR / DRY VAN








# COMMERCIAL-GRADE DESIGN, PRODUCTION AND POSSIBILITIES


It's important to note that the CV™ Series is not consumer-grade. It's not designed for average Joes. It's not built in a factory that makes pickup trucks. This is a commercial-grade vehicle built for commercial-grade needs. International engineers started with a clean sheet of paper and one mission: create one of the toughest, most-capable, most upfit-friendly class 4/5 trucks at the job site. This means a heavy-duty, gear-driven transfer case, a single, high strength frame rail, an available air ride suspension, easy-to-reach maintenance points and a long list of commercial-grade details.

## COMMERCIAL GRADE FROM THE WHEELS TO THE CLEARANCE LIGHTS

- ▶ Segment-only gear-driven transfer case. Provides extra strength (no chains to stretch)
- ▶ Painted chassis for enhanced longevity and corrosion resistance
- ▶ Single high strength low alloy steel (50,000 PSI yield strength) frame rail is ready for easy upfitting
- ▶ GVWR up to 23,500 lbs
- ▶ Optional air ride suspension with engine-mounted compressor can be used to adjust height and provide a smooth ride for smooth ride for cargo and crew
- ▶ Commercial-grade Hydromax Braking System
- ▶ 4-inch bumper extension is available to help provide enhanced protection for the grille and radiator



FORWARD-TILTING HOOD IS EASY TO OPEN



1. The Forward-Tilting Hood provides easy access to the engine and routine service points
2. Tool-less headlight bulb replacement
3. Standard, self-cleaning, high-grip steps are ideally placed so drivers and passengers can enter and exit the cab with ease
4. The DEF (Diesel Exhaust Fluid) tank fill point is located near the passenger side door to help avoid mixing the wrong fluids and allows the tank to be filled without opening the hood








# A COMMITMENT TO SAFETY

Up to 50-degree wheel cut on 4x2 models provides excellent maneuverability which can help you avoid costly incidents at crowded work sites



An available rearview camera helps drivers see potential obstacles when backing up

## COMMERCIAL GRADE BRAKING POWER

- ▶ Hydromax Braking System
- ▶ Bosch Split system with Traction Control
- ▶ Four channel ABS

# COMMERCIAL GRADE BRAKES


The Trailer Brake Controller helps drivers maintain control while towing



Integrated hood safety latch helps prevent the hood from blowing down on windy days



The folding side mirrors can include LED turn indicators plus rear-facing LED lights to illuminate cargo and equipment



A WHEREVER, WHENEVER KIND OF ATTITUDE.

The CV™ Series was tested in the same extreme environments as all of our commercial trucks.

**COLD WEATHER TESTING (-40°)  
FAIRBANKS, ALASKA**

**DURABILITY TESTING  
NAVISTAR PROVING GROUNDS  
NEW CARLISLE, INDIANA**

**HIGH ALTITUDE TESTING (12,000 FT)  
LOVELAND PASS, COLORADO**

**EXTREME TEMPERATURE TESTING (115°)  
APACHE, ARIZONA**



**SHAKER TESTING  
NAVISTAR ENGINEERING VALIDATION CENTER  
MELROSE PARK, IL**



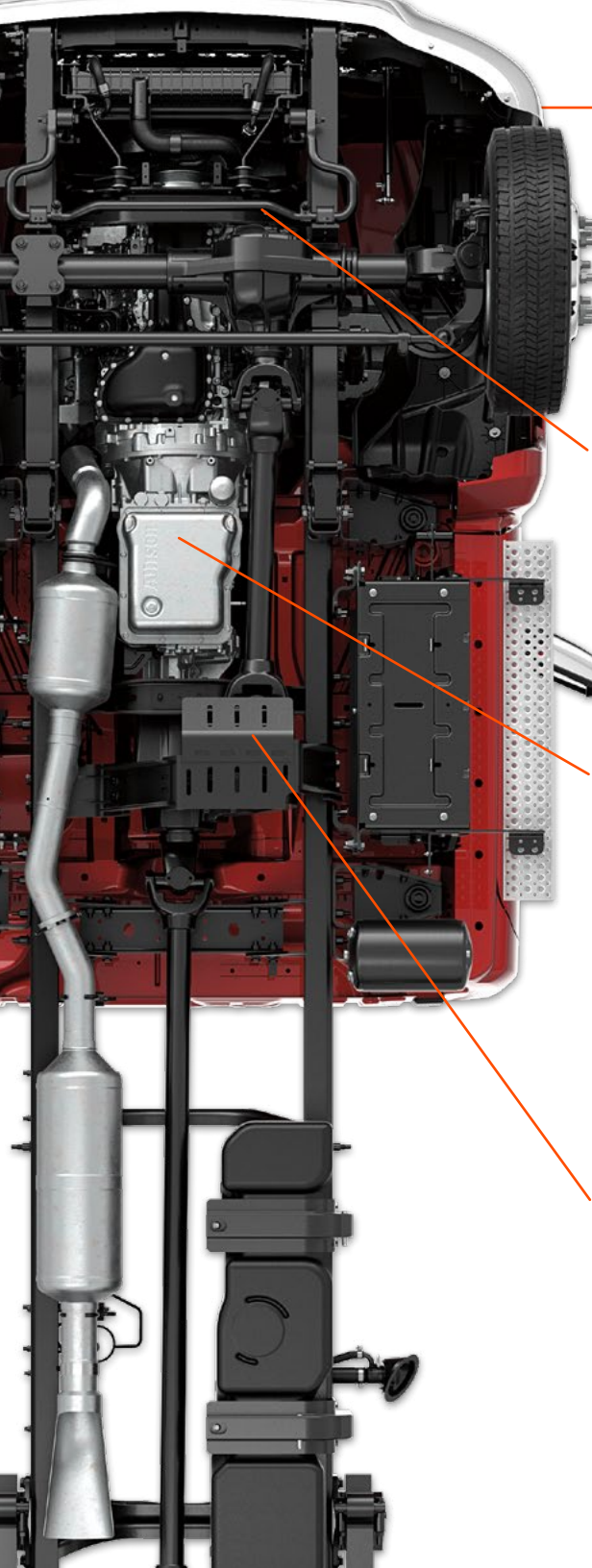
The CV Series was durability tested in New Carlisle, Indiana and built in Springfield, Ohio on the same line as some of the most powerful trucks on the road including: the International® MV™ Series and HV™ Series

SPRINGFIELD, OHIO

The durability testing of the CV Series was also commercial grade—way beyond what is done for pickup trucks. From the heights of the Rocky Mountains, to the heat of the Arizona desert and the bitter cold of Alaska, the CV Series powered through it all thanks to commercial-only features like a forward-tilting hood for better access to routine service points, a 50-degree wheel cut for maneuverability and an impressive Hydromax braking system for superior stopping ability.







The CV™ Series is powered by one of the most rugged, trusted and thoroughly-tested engine/transmission combinations in the industry. During the CV Series validation process, this powertrain proved itself over and over — from the brutal cold of Alaska to the punishing heat of Arizona and the extreme altitude of the Colorado Rockies. Over one million examples of this legendary duo are currently on the road making deliveries, hauling gear and getting the job done.

**1 INTERNATIONAL® 6.6 ENGINE**

With 700 ft-lb of torque on tap, the CV Series has the muscle to pull, haul and carry the heaviest of loads.

- ▶ 350 HP, 700 ft-lb of torque
- ▶ Optional engine-mounted air compressor
- ▶ Diesel exhaust brake
- ▶ Optional Remote Start with Keyfob — includes anti-theft deterrent system
- ▶ Optional 120v/800-watt block heater

**2 6-SPEED ALLISON TRANSMISSION**

As the largest manufacturer of medium and heavy-duty fully automatic transmissions, Allison has a long and proven history in commercial trucks. It's a transmission you can trust to help you take care of business.

- ▶ Legendary reliability and strength
- ▶ Available PTO (Power Take Off) capability to run auxiliary equipment
- ▶ 1000/2000 series
- ▶ Available vocation codes include: Highway Series (HS), Rugged Duty Series (RDS), Emergency Vehicle Series (EVS), Motorhome Series (MH)

**3 CONFIDENT 4X4 CAPABILITY**


For demanding applications that require access to challenging job sites.

- ▶ Meritor gear-driven transfer case — more durable than most chain-driven designs
- ▶ Heavy Duty 7,500 lb. front drive axle



# NEXT-LEVEL CAPABILITY





# FIT TO BE UPFITTED

When customers choose an International® truck, they know the upfit process will be simple and straight-forward. The CV™ Series is no exception. Customers can spec the CV™ Series exactly to their liking whether it's different fuel tank options, wheelbase options—even different exhaust locations—whatever the customer needs, the CV Series can accommodate

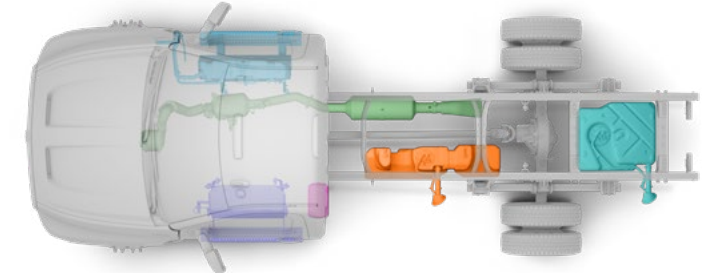
## ▲ READY TO ROLL

Standard holes for a snow plow mount bracket are pre-drilled into the front frame of the CV™ Series.

## SIMPLICITY EQUALS FLEXIBILITY

- 1 Dual battery box is located under the cab. An optional third battery is available and mounted temporarily for final installation during upfitting
- 2 Huck® Bolt chassis fasteners provide consistently superior clamping force without re-torquing, and won't come loose even in extreme environments
- 3 Straight frame rails with no rivets on top flange with an available clean CA for easy body mounting
- 4 Optional exhaust outlets available to suit vocation and body
- 5 Fuel tank options:
  - Available 40-gallon After Frame fuel tank (behind rear axle)
  - 25-gallon saddle tank
  - Available dual tanks (25 and 40 gallons respectively)
- 6 Multiple wheelbase options to suit almost any application (7 for day regular and 3 for crew)

## WE'LL WORK WITH YOU SO YOU CAN GET TO WORK



### International® Truck Specialty Centers

Depending on the application, some post-production modifications are more complicated than others. In cases like these, there's no better place to go than an International Truck Specialty Center. Fully owned and operated by International Truck, our experts provide quick, efficient and cost-effective custom engineering solutions. The CV Series is the only truck that can take advantage of this level of customization within the segment and depending on what you need, it may prove invaluable.

- ▶ Modifications covered under manufacturer's warranty
- ▶ Process supervised by International engineers to ensure factory production-level quality
- ▶ Expertise to identify and resolve issues quickly







# SMOOTH OPERATOR



The CV™ Series offers an air ride rear suspension to provide both a smooth ride and height flexibility. In many cases, delicate cargo — from produce to appliances — requires a smooth ride during transportation to help prevent costly cargo damage. Carriers of these products have long relied on air suspensions to ensure an unscathed delivery.



Emergency vehicles require a gentle ride to keep patients calm and comfortable. The CV™ Series offers an available air ride rear suspension that can keep things smooth and steady, plus the ability to adjust the ride height for easy loading and unloading of stretchers.







# COMFORT ZONE MEETS WORK ZONE

## DRIVERFIRST™ INTERIOR

The CV™ Series is built to handle whatever the job site throws at it. Supportive, high-wear cloth seats keep your crew comfortable. Inlaid, triple seal doors reduce outside road noise. All controls are designed to be easy-to-operate while wearing gloves and plenty of storage options help keep you organized, including an available center console with hanging file folder capability. Smart, quiet and strong, the CV Series is the ultimate workplace solution.





# ROOM FOR GROWTH



Driver comfort is critical to get the job done smoothly and efficiently. Seats should be supportive and comfortable for long stretches of time and all controls must be placed in a way that is logical and intuitive.

We call this our DriverFirst™ philosophy.

The CV™ Series provides drivers and passengers with automotive-like comfort, premium interior finishes and outstanding ergonomics. Multiple infotainment options are available including an 8" color touch screen with navigation and, for the first time in an International® truck, Apple CarPlay and Android Auto are available.



1



2



3



4




6



7



5



8

## A FIELD OFFICE WITH PERKS

1. The CV™ Series offers comfortable, three-across seating.
2. The center seat back can be lowered and used as an armrest and beverage holder.
3. Additional storage is located below the center seat cushion.
4. The Trailer Brake Controller helps drivers maintain control while towing.
5. All controls are within easy reach and can be operated while wearing gloves.
6. The key fob includes optional Remote Start to help pre-heat the engine and cabin on cold days.
7. The CV Series is the first International Truck to offer Apple CarPlay and Android Auto.
8. Drivers can expect automotive-like levels of comfort including an available leather-wrapped steering wheel with fingertip controls.





## CONFIGURED TO MAKE THINGS EASIER, SAFER AND COMFORTABLE

- ▶ Auto-dimming rear view mirror is available
- ▶ Wide Load Side Mirrors with manual folding/extending are standard. Powered/heated side mirrors with integrated turn signal are available
- ▶ Floor-mounted Center Console available with movable cup holders, cell phone storage, 12-volt charger, 2 USB ports and hanging file folder capability (Crew cab only)

### OPPORTUNITY IS AT YOUR FINGERTIPS

The CV™ Series is ready to go with built-in switch packs to control various application functions. One to four auxiliary switches are available for your specific needs depending on the trim level. Whether you need to control a dump or a roll-back, a switch is ready when you are.



Cab Features	Classic	Diamond
<b>Interior Trim</b>	Soft Touch Vinyl or Cloth	Cloth
<b>Interior Color</b>	Dark Ash or Jet Black	
<b>Available Driver Seats</b>	High-back Split Bench with Headrest, Recline, Fixed Lumbar, Vinyl High-back Split Bench with Headrest, Recline, Manual Lumbar, Cloth 10-Way Power High-back Split Bench with Headrest and Manual Lumbar	10-Way Power High-back Split Bench with Headrest and Manual Lumbar 10-Way Power Bucket (Crew Cab Only), Non-Suspension High Back with Headrest and Power Lumbar
<b>Available Passenger Seats</b>	Two-man, High Back with Headrest in Outboard Position, Center Fold-Down Armrest with Storage, Recline, Vinyl or Cloth, includes 2 USB ports and a 110 Volt outlet Two-man, High Back with Headrest in Outboard Positions and Recline, Center Fold-Down Armrest with Storage and Underseat Storage, Cloth includes 2 USB ports and a 110 Volt outlet High Back with Headrest and Recline, Without Center Section, Vinyl or Cloth	Two-man, High Back with Headrest in Outboard Positions and Recline, Center Fold-Down Armrest with Storage and Underseat Storage, Cloth, includes 2 USB ports and a 110 Volt outlet Non-Suspension, High Back with Adjustable Headrest, 6-way Power Adjustable, Power Lumbar, Cloth (Crew Cab Only)
<b>Rear Bench Seat (Crew Cab Only)</b>	Rear Bench Vinyl or Cloth Omit Rear Bench Seat	Rear Bench Cloth Omit Rear Bench Seat
<b>Gauge Cluster</b>	3.5" Monochromatic Display with Personalization, Speedometer, Odometer, Warning Messages and Vehicle Information	4.2" Color Display with Personalization, Speedometer, Odometer, Warning Messages and Vehicle Information
<b>Air Bag</b>	Driver and Passenger Front Airbags Standard	
<b>Seat Belt Color</b>	Black Available Orange Available Red	
<b>Steering Wheel</b>	4-spoke, 15" Black	4-spoke, 15" Leather Wrapped
<b>Steering Column</b>	Tilt Steering Column	
<b>Center Console</b>	Only available with crew cab, Diamond and bucket seats, or power driver and passenger seats	
<b>End of Frame Auxiliary Work Light Provisions and Toggle Switch</b>	Lighted on Instrument Panel and Wiring Effects for Customer Furnished End of Frame Light	
<b>Roof Mounted Auxiliary Work Light Provisions and Toggle Switch</b>	Lighted in Overhead Console and Wiring Effects for Customer Furnished Roof Mounted Light	
<b>Auxiliary Switches</b>	1 to 4 Latching Switches with 30-Amp Fuses	
<b>Horn</b>	Single, Disc Style Dual, Disc Style	
<b>HVAC</b>	Single Zone Heater and Air Conditioning	
<b>Defroster, Electric Rear Window</b>	Available	
<b>Power Windows</b>	Optional with regular cab, classic trim, Required with crew cab and base trim	Standard
<b>AM/FM Stereo and Infotainment</b>	4.2" color Touch Panel <ul style="list-style-type: none"> <li>• 4 Speaker System</li> <li>• USB, AUX, SD*</li> </ul> 7" Color Touch Panel <ul style="list-style-type: none"> <li>• 6 Speaker System</li> <li>• Bluetooth, Seek/Scan, Satellite</li> </ul>	8" Color Touch Panel <ul style="list-style-type: none"> <li>• 6 Speaker System</li> <li>• USB, AUX, SD, Bluetooth, Seek/Scan, Satellite, Voice Activation, Navigation</li> </ul>
<b>Compact Disc Player</b>	Available	Required, includes MP3
<b>Interior Sunvisor</b>	Vinyl	Vinyl with Illuminated Mirror for Driver and Passenger Sides
<b>Rearview Mirror</b>	Tilt Mirror	Light Sensitive Tilt Mirror
<b>Rearview Camera</b>	Available	Available
<b>Power Inverter 12V DC to 110V AC</b>	Available	Required
<b>Remote Start</b>	Not Available	Available Remote Start Keyfob includes Theft Deterrent System







# CAB CONFIGURATIONS



CV™ SERIES REGULAR CAB



CV™ SERIES CREW CAB

# SPECIFICATIONS

## GVWR

- ▶ 4x2: 15,000 – 23,500 lbs.
- ▶ 4x4: 15,500 – 23,000 lbs.

## GCWR

- ▶ Maximum 37,000 lbs.

## Models/BBC/BA

- ▶ CV515: 115" BBC, 34" BA

## Cab Configurations

- ▶ Regular Cab
- ▶ Crew Cab

## Frame

- ▶ High Strength, Low Alloy Steel 50,000 PSI

## Front End

- ▶ Tilting Fiberglass Hood with 3-Piece Construction

## Fender Extensions

- ▶ Molded in black
- ▶ Painted

## Grille

- ▶ Molded Dark gray
- ▶ Chrome with Chrome Headlight Bezels

## Grille Bug Screen

- ▶ Available Bug Screen Mounted Behind Grille

## Grille Ember Screen

- ▶ Available Mounted behind Grille to Keep Hot Embers out of Engine and HVAC Air Intake System

## Radiator Stone Guard

- ▶ Available, mounted to front bumper

## Bumper

- ▶ Full Width, Aerodynamic, Steel, Painted Gray
- ▶ Full Width, Aerodynamic, Steel, Chrome Plated
- ▶ Full Width, Aerodynamic, Steel, Painted Black

## Tow Hooks

- ▶ Available (2) Frame Mounted Tow Hooks

## Bumper Extension

- ▶ Available 4" Front Bumper Extension

## Cab Access Steps

- ▶ One Painted Step per Door - standard
- ▶ Available Bright Aluminum Steps

## Cab Mirrors

- ▶ (2) Wide Load, Manual Folding and Extending, Black Head, Mounting Bracket and Arm
- ▶ (2) Wide Load, Manual Folding and Extending, Black Head, Mounting Bracket and Arms, Heated Head, Turn Signal Indicator Located in Mirror, Power Operated
- ▶ (2) Wide Load, Manual Folding and Extending, Bright Head, Black Mounting Bracket and Arms, Heated Head, Turn Signal Indicator Located in Mirror, Power Operated

## Cab Glass

- ▶ All Windows Solar Absorbing Tint
- ▶ Deep Tinted, Rear Glass Only on Standard Cab, Rear Doors and Rear Glass on Crew Cab

## Wheelbase Options

- ▶ Regular Cab
  - 141" (60" CA)
  - 165" (84" CA)
  - 189" (108" CA)
  - 201" (120" CA)
- 219" (138" CA)
- 231" (150" CA)
- 243" (162" CA)
- ▶ Crew Cab
  - 175" (60" CA)
  - 199" (84" CA)
- 235" (120" CA)

## Axle Configurations

- ▶ 4x2, 4x4

## Front Axle

- ▶ 4x2
  - Dana Spicer 6,000 lbs.
  - Dana Spicer 7,000 lbs.
  - Dana Spicer 8,000 lbs.
- ▶ 4x4
  - Dana Spicer 7,500 lbs. with manual locking hubs

## Front Suspension

- ▶ 4x2
  - Taper Leaf Shackle Type 6,000 lbs. with Shock Absorbers
  - Taper Leaf Shackle Type 7,000 lbs. with Shock Absorbers
  - Parabolic Taper Leaf 8,000 lbs. with Shock Absorbers
- ▶ 4x4
  - Parabolic Taper Leaf 7,500 lbs. with Shock Absorbers

## Front Stabilizer Bar

- ▶ Available Front Stabilizer Bar

## Front Brakes

- ▶ Hydraulic Disc, Quadraulic Four 64mm Diameter Pistons

## Rear Axle

- ▶ Dana Spicer S14-110 Single Reduction, 10,000 lbs.
- ▶ Dana Spicer S14-110 Single Reduction, 11,000 lbs.
- ▶ Dana Spicer S14-110 Single Reduction, 13,500 lbs.
- ▶ Dana Spicer S16-130 Single Reduction, 15,000 lbs.
- ▶ Dana Spicer S16-130 Single Reduction, 15,500 lbs.

## Rear Suspension

- ▶ Spring, Vari-Rate: 11,000 – 15,500 lbs.
- ▶ Air, International® Ride Optimized Suspension (IROS): 12,000 – 15,500 lbs (4x2 only).

## Air Suspension Control Valve

- ▶ Available Pressure release Control in Cab

## Rear Axle Ratio

- ▶ 4x2: 4.10, 4.30, 4.56, 4.88
- ▶ 4x4: 4.30

## Rear Brakes

- ▶ Hydraulic Disc, Quadraulic Four 64mm Diameter Pistons







# SPECIFICATIONS CONTINUED

## Differential Lock

- ▶ Available Dana Spicer Truetrac Torque Proportioning Limited Slip Differential

## Electrical

- ▶ Batteries
  - (2) Batteries: 1100 – 1300 CCA
  - (3) Batteries: 2250 CCA\*
- ▶ Alternator
  - Denso: 150 – 220 amps
  - Optional Dual Alternators
- ▶ Jump Start Stud
  - Available Remote Mounted
- ▶ Headlights
  - Halogen Composite Aero with Chrome Trim Bezel
  - Halogen Composite Aero with Black Trim Bezel
- ▶ Fog lights
  - Available (2) Clear Lens, Halogen, Rectangular
- ▶ Body Builder Wiring
  - Rear of Frame; Includes One Sealed Connector for Separate Ground/Backup/ Left and Right Hand Turn, Left and Right Hand Tail/Stop/ Accessory Power and Combined for Left and Right Hand Stop/Turn
  - Back of Cab at Left Frame; Includes One Sealed Connector for Separate Ground/Backup/Left and Right Hand Turn, Left and Right Hand Tail/Stop/Accessory Power and Combined for Left and Right Hand Stop/Turn

## Battery Box

- ▶ Steel with Plastic Cover, 2 Batteries Parallel to Rail, 28" Wide, Mounted Left Side Under Cab

## Brake System

- ▶ Hydromax with Traction Control and Four Channel ABS

## Trailer Brake Control

- ▶ Available Integrated Trailer Brake Control

## Trailer Connection Socket

- ▶ Available Mounted at Rear of Frame, Wired for Turn Signals Combined with Stop, Compatible with Trailers That Use Combined Stop, Tail, Turn Lamps

## Steering

- ▶ Bosch: S2 8014 Plus

## Fuel Tanks

- ▶ Single, Rectangular 25 Gallon, Mounted Between Rails Forward of Rear Axle
- ▶ Single, Rectangular 40 Gallon, Mounted between Rails Behind Rear Axle
- ▶ Dual, Rectangular 25 / 40 Gallon, 65 Total Gallons

## Diesel Exhaust Fluid Tank

- ▶ 6.75 Gallon, Frame Mounted Outside Right Rail, Under Cab

## Engine

- ▶ International® 6.6 V8 Turbocharged Diesel Engine
  - 350 hp @ 2700 RPM
  - 700 lb. - ft. torque @1600 RPM
  - 2900 RPM Governed Speed

## Engine Exhaust Brake

- ▶ Available Engine Exhaust Brake

## Exhaust System

- ▶ Horizontal, Frame Mounted, Right Side Under Cab
- ▶ Tailpipe
  - WB greater than 141": Straight tailpipe, exits right or available left side ahead of rear axle
  - 141" WB: Over rear axle, exits behind rear axle

## Hand Throttle

- ▶ Available Engine Speed Control for PTO

## Fan Drive

- ▶ Viscous Screw On Type, Rear Tether, Electronically Controlled

## Engine Block Heater

- ▶ Available 120 Volt 800 Watt

## Heater Hoses

- ▶ Available Silicone Heater Hoses

## Keyless Entry System Remote

- ▶ Available with Panic Alarm and Horn Beep Lock Confirmation, Includes Two Key Fob Transmitters

## Transmission

- ▶ Allison 6-speed: 1700, 1750, 2700, 2750 Series
  - Available Vocational Codes: HS, RDS, EVS, MH
  - With or Without PTO Provision
  - Includes Park Pawl
  - With Double Overdrive

## PTO

- ▶ Available Transmission-mounted, Right Side (requires PTO-equipped transmission)

## Transfer Case (4x4)

- ▶ Meritor: 3203, 2-speed, Gear Drive with Electric Shifting Controls, with optional skid plate

## Transfer Case Skid Plate

- ▶ Frame-mounted Protective Plate (available with off-road package)

## Wheels

- ▶ Powder Coat Steel, Accuride 50180 Disc, 19.5x6.75 Rims, 4-Hand Hole, 8-Stud, 275mm BC, Hub-Piloted, Flanged Nut, with Steel Hubs
- ▶ Polished Aluminum, Accuride 29695 DISC, 19.5x6.75 Rims, 8-Stud, 275mm BC, Hub-Piloted, Flanged Nut, with Steel Hubs

## Tires

- ▶ Hankook
- ▶ Continental\*\*
- ▶ Goodyear

## WARRANTY

- ▶ Base Chassis Warranty: 3/36k
- ▶ Base Engine Warranty: 5/100k
- ▶ Transmission Warranty: 5/Unlimited



\* Delivered with batteries temporarily mounted back of cab  
 \*\* Continental available for higher 23,000 and 23,500 lbs. GVWR applications









# DRIVING PROFITABILITY

## MORE TIME ON THE ROAD AND LESS TIME WAITING FOR REPAIRS

We understand making money means keeping your vehicles on the road. That's why uptime is so important to us. Dependable equipment spec'd for your needs or requirements is just the beginning. We also focus on fuel economy, preventive maintenance, optimized service intervals, and more to make sure the low cost of ownership of our vehicles helps keep you in the black.



Maximum Uptime - Repair before Failure 

Prognostics that move unplanned repairs to planned. Optimizing maintenance using vehicle performance and predictive data.

Predictive Parts Stocking 

Dealer parts inventory management uses AI and telematics data to predict stocking needs. This ensures the best parts are on dealer shelves to support customers.

# NAVISTAR FINANCIAL. UNLOCK YOUR POTENTIAL.

Navistar Financial offers flexible solutions to fit your financing needs, helping you secure the best products for your specific situation. Whether you're a loan customer or a lease customer the Navistar Financial team can provide you with the best option suited to your business.

Coming soon to Canada!



For more information or to contact Navistar Financial, click the QR code.

OVER 700 INTERNATIONAL® DEALER LOCATIONS + OVER 400 LOVE'S TRUCK CARE & SPEEDCO LOCATIONS =


OVER 1,100 TOTAL SERVICE LOCATIONS



## TRUCK CARE

Our partnership with Love's Truck Care & Speedco adds 400+ additional locations for quick, conveniently located access to light mechanical and select warranty work\*.

# PARTS YOU NEED WHERE AND WHEN YOU NEED THEM



\* Warranty-covered parts must be a certified International installed part for International Truck dealer service locations to honor warranty. Love's and Speedco locations in Texas and Louisiana cannot perform warranty services.





**Note:** The information and conclusions contained herein are believed to be correct at time of publication, but do not necessarily apply to similar vehicles with different specifications or with production dates after the production of this publication. Vehicles with different specifications or later dates of production may yield different results. Vehicle specifications are subject to change without notice. TAD18038 11/2023 ©2023 NAVISTAR Inc. All rights reserved. All marks are trademarks of their respective owners.